

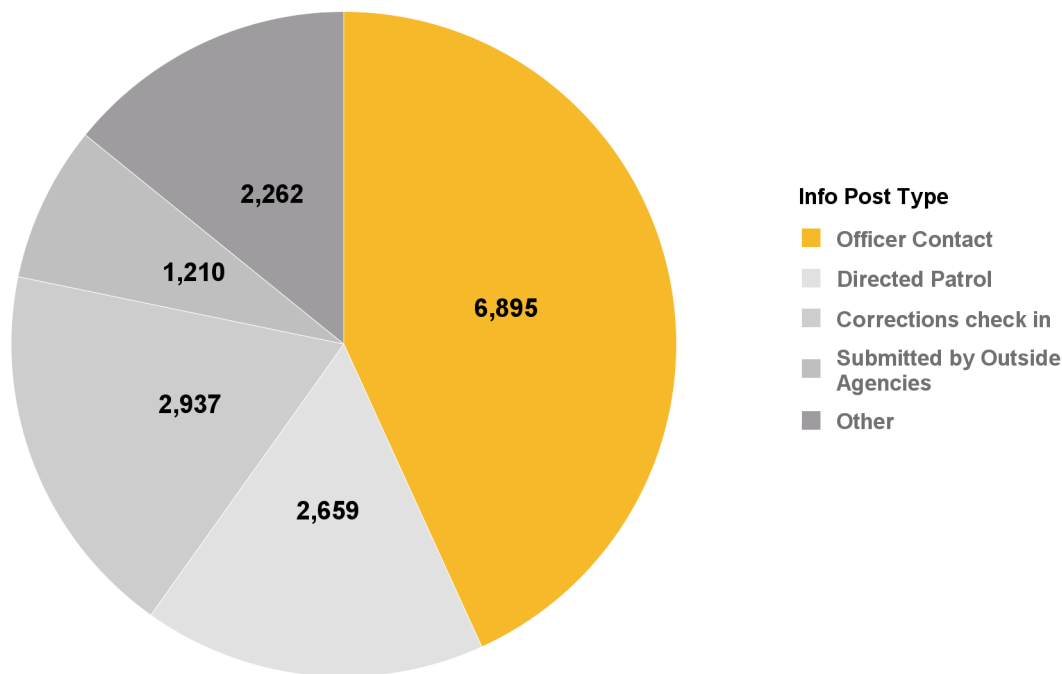
CALGARY POLICE SERVICE - INFO POST | OFFICER CONTACT STATISTICAL REPORT



Info Posts are a CPS electronic intelligence gathering form which may be used following interactions between police officers and the public to record a person's information and / or the person's circumstances at a particular time and place. This form may also be used to record information volunteered by members of the public or partner agencies, and other forms of intelligence including officer observations.

There is significant rigour around how the information is recorded and stored. All Info Posts are reviewed by the Intelligence Evaluation Unit (IEU) within 24 hours of being taken to ensure the information is legally obtained, collected without bias, and stored properly to protect the privacy of the citizens of Calgary.

CHART 1: Breakdown (by Type) of 15,963 Info Posts submitted: 01/01/18 to 31/12/18



Within the Officer Contact group in the pie-chart above, 4,506 (65.4%) are the result of a public generated call for service. The remaining 2,389 (34.6%) were officer initiated, as determined via the 'Call Type' from the CAD database.

The remainder of this report focuses exclusively on Officer Contacts (sometimes referred to as Street Checks), which are voluntary interactions with a member of the public that result in recording information of potential intelligence value. Officer Contacts may stem from a public generated call for service or be associated with other elements of an officer's routine duties.

CALGARY POLICE SERVICE - INFO POST | OFFICER CONTACT STATISTICAL REPORT



On average 18.9 Officer Contacts were submitted each day during this reporting period (01/01/18 to 31/12/18). This is roughly 2.4 per day, per District, gathered during an officer's normal course of duty.

TABLE 1: Officer Contacts only, categorized by "Subject"

| Subject | Percentage of Total Submitted |
|-------------------------------|-------------------------------|
| Animal Concern | 0.35% |
| Caution Flag | 0.00% |
| Criminal Organization | 1.65% |
| Cyber/Computer Crime | 0.13% |
| Disorder | 44.55% |
| Drugs | 15.72% |
| Extremism/Activism | 0.00% |
| Fraud/Economic Crime | 1.23% |
| Hate Bias | 0.36% |
| National Security - Extremism | 0.17% |
| Offender Management | 1.10% |
| Officer Safety | 2.49% |
| Other | 8.67% |
| Person Crime | 2.78% |
| Property Crime | 13.89% |
| Public Safety | 4.63% |
| Traffic Safety | 10.96% |
| Vulnerable Persons | 27.25% |
| Weapons | 2.97% |

Notes:

1. This table reports on Officer Contacts submitted during the reporting period: 01/01/18 to 31/12/18
Percentages can total more than 100% – as there can be multiple subjects on each Info Post
2. The Subject of an Officer Contact provides a broad categorisation of the nature of the information being collected
3. Disorder refers to unruly and anti-social behaviours
4. The vulnerable person category includes: Individuals who may be a person at risk; homeless; involved in prostitution; substance users (alcohol / drugs); or who may have mental health issues
5. The Other category includes suspicious activity not properly defined by any other subject

CALGARY POLICE SERVICE - INFO POST | OFFICER CONTACT STATISTICAL REPORT



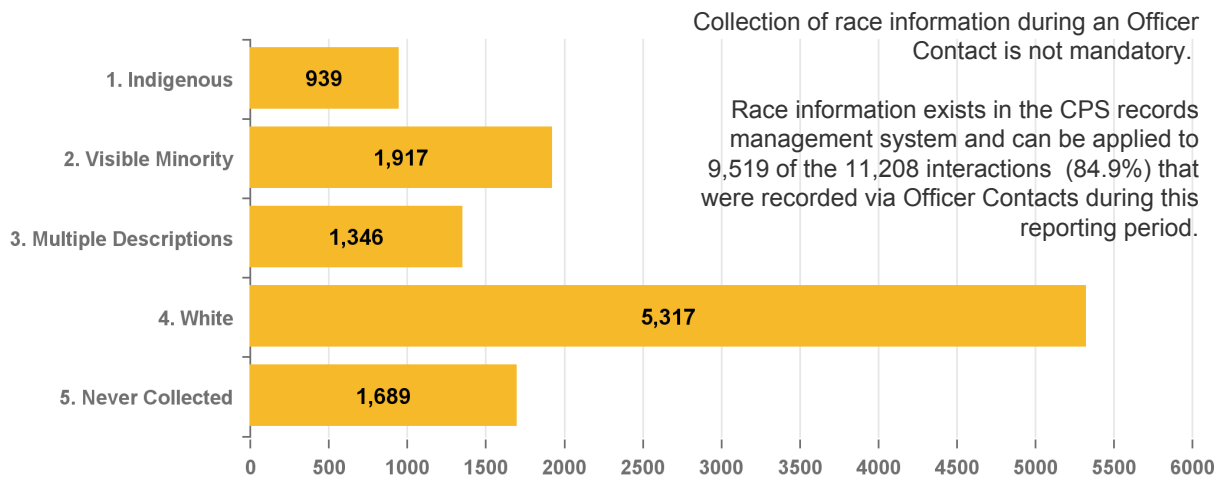
During the current reporting period (01/01/18 to 31/12/18), there were 7,846 individuals who were included on at least one Officer Contact. Several of these individuals were interacted with on more than one occasion. Also, some submissions had more than one involved person. This resulted in a total of 11,208 interactions associated with Officer Contact submissions.

TABLE 2: Age and gender of individuals on an Officer Contact

| | Child | Youth | Adult | Senior | Not Stated | TOTAL |
|---------------------------|-----------|------------|---------------|------------|------------|---------------|
| Female | 25 | 198 | 2,551 | 69 | 44 | 2,887 |
| Male | 42 | 477 | 7,562 | 124 | 73 | 8,278 |
| Other | | 1 | 10 | | | 11 |
| Unknown/Not Stated | | 2 | 10 | 1 | 19 | 32 |
| TOTAL | 67 | 678 | 10,133 | 194 | 136 | 11,208 |

Note: Age groups are defined as follows: "Child" is 'Under 12 years of age'; Youth is '12-17 years of age'; Adult is '18-64 years of age' and Senior is '65 years of age and older' (unit of count = total interactions)

CHART 2: Race of individuals on Officer Contacts from CPS records management system



Notes:

1. Indigenous includes: First Nation, Metis and Inuit
2. Visible Minority includes: Asian, Black, East Indian, Hispanic, Middle Eastern, South Asian and other Non-White
3. Multiple Descriptions indicates an individual has been described under more than one of the existing race categories during different interactions with CPS

TABLE 3: Frequency of interaction

| | 1. Indigenous | 2. Visible Minority | 3. Multiple Descriptions | 4. White | 5. Never Collected | Total (percent) |
|---|---------------|---------------------|--------------------------|----------|--------------------|-----------------|
| Individuals interacted with on only 1 occasion | 457 | 1,121 | 430 | 2,675 | 1,557 | 6,240 (79.53%) |
| Individuals interacted with on 2 or 3 occasions | 136 | 228 | 194 | 591 | 57 | 1,206 (15.37%) |
| Individuals interacted with on 4 or 5 occasions | 27 | 44 | 45 | 141 | 2 | 259 (3.3%) |
| Individuals interacted with on 6 to 9 occasions | 7 | 13 | 30 | 68 | | 118 (1.5%) |
| Individuals interacted with on 10 or more occasions | | 1 | 5 | 17 | | 23 (0.29%) |

Note: A person is defined as a "Unique" individual based on the ID of their master-filed record with CPS (unit of count = unique individuals)

CALGARY POLICE SERVICE - INFO POST | OFFICER CONTACT STATISTICAL REPORT



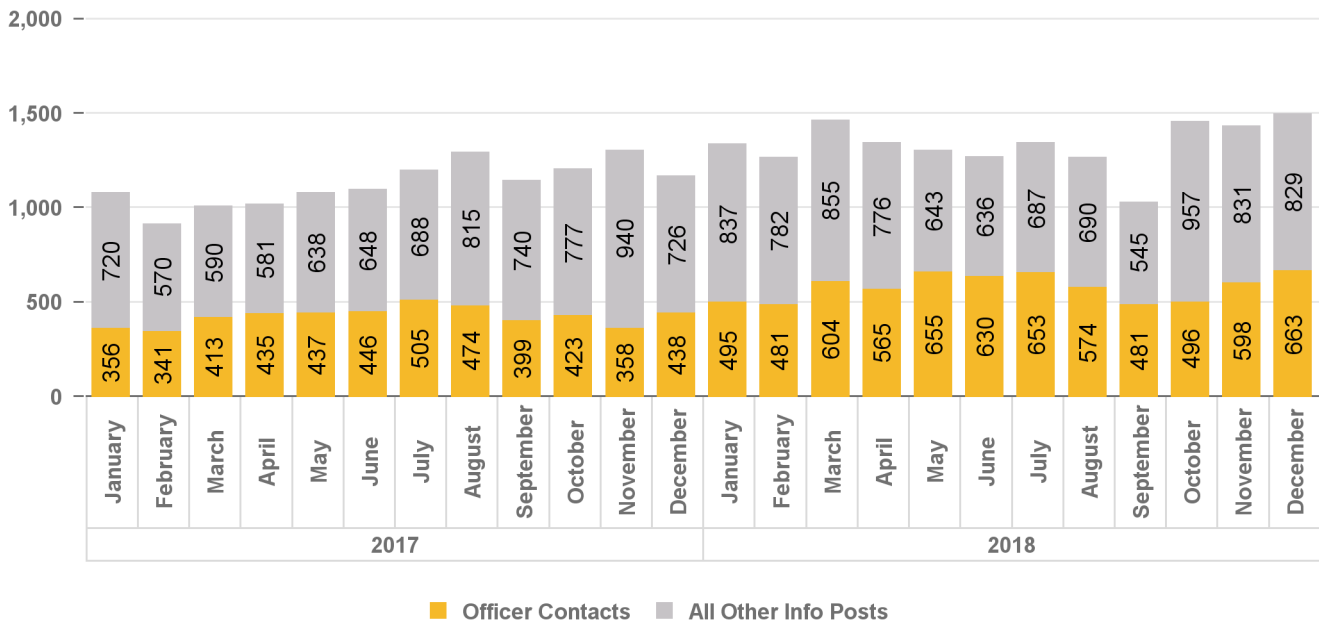
This page shows the distribution of Officer Contacts by date and geography for submissions during the reporting period 01/01/17 to 31/12/18

TABLE 4: Distribution of Officer Contacts by District of occurrence over time

| DISTRICT | 2017 | | | | 2018 | | | |
|--------------|--------------|--------------|--------------|--------------|--------------|--------------|--------------|--------------|
| | Quarter 1 | Quarter 2 | Quarter 3 | Quarter 4 | Quarter 1 | Quarter 2 | Quarter 3 | Quarter 4 |
| 1 | 211 | 265 | 293 | 256 | 259 | 332 | 427 | 450 |
| 2 | 169 | 209 | 239 | 154 | 313 | 315 | 251 | 328 |
| 3 | 86 | 136 | 135 | 133 | 150 | 161 | 133 | 106 |
| 4 | 112 | 120 | 139 | 152 | 193 | 221 | 256 | 211 |
| 5 | 104 | 122 | 129 | 130 | 155 | 210 | 186 | 186 |
| 6 | 97 | 106 | 104 | 78 | 106 | 102 | 106 | 109 |
| 7 | 83 | 126 | 108 | 123 | 117 | 152 | 100 | 81 |
| 8 | 239 | 227 | 192 | 152 | 282 | 349 | 234 | 273 |
| Not Stated | 9 | 7 | 39 | 41 | 5 | 8 | 15 | 13 |
| TOTAL | 1,110 | 1,318 | 1,378 | 1,219 | 1,580 | 1,850 | 1,708 | 1,757 |

Note: Officer Contacts can be missing an address for various reasons. This would result in the District being unknown

CHART 3: Volume of Info Posts and Officer Contacts by month



Note: This chart shows the number of interactions during the time period 01/01/17 to 31/12/18

CALGARY POLICE SERVICE - INFO POST | OFFICER CONTACT STATISTICAL REPORT



The chart below shows time of day and day of week information for Officer Contact submissions during the reporting period: 01/01/18 to 31/12/18

CHART 4: Temporal distribution of Officer Contacts

| Reported Hour (24) | Monday | Tuesday | Wednesday | Thursday | Friday | Saturday | Sunday |
|--------------------|--------|---------|-----------|----------|--------|----------|--------|
| 0 | 42 | 49 | 26 | 55 | 70 | 63 | 58 |
| 1 | 30 | 39 | 37 | 76 | 71 | 71 | 59 |
| 2 | 34 | 45 | 33 | 67 | 55 | 87 | 81 |
| 3 | 38 | 20 | 28 | 25 | 22 | 53 | 55 |
| 4 | 16 | 24 | 26 | 19 | 18 | 31 | 29 |
| 5 | 22 | 14 | 10 | 12 | 11 | 9 | 28 |
| 6 | 16 | 16 | 8 | 17 | 13 | 4 | 10 |
| 7 | 21 | 31 | 27 | 31 | 26 | 16 | 15 |
| 8 | 29 | 38 | 31 | 33 | 30 | 31 | 29 |
| 9 | 35 | 53 | 51 | 35 | 37 | 36 | 40 |
| 10 | 43 | 59 | 49 | 48 | 38 | 26 | 42 |
| 11 | 51 | 51 | 48 | 41 | 38 | 30 | 25 |
| 12 | 50 | 61 | 55 | 45 | 33 | 20 | 30 |
| 13 | 53 | 62 | 58 | 59 | 39 | 31 | 32 |
| 14 | 53 | 47 | 80 | 72 | 50 | 31 | 41 |
| 15 | 48 | 60 | 70 | 61 | 38 | 44 | 39 |
| 16 | 55 | 46 | 60 | 72 | 48 | 50 | 57 |
| 17 | 41 | 44 | 53 | 56 | 56 | 44 | 38 |
| 18 | 29 | 29 | 28 | 31 | 44 | 47 | 22 |
| 19 | 30 | 31 | 37 | 47 | 43 | 38 | 29 |
| 20 | 41 | 51 | 49 | 72 | 56 | 51 | 41 |
| 21 | 30 | 37 | 41 | 59 | 53 | 38 | 36 |
| 22 | 33 | 26 | 62 | 68 | 59 | 56 | 31 |
| 23 | 35 | 30 | 54 | 75 | 52 | 48 | 38 |

Note: This chart counts the number of Officer Contacts submitted during the reporting period: 01/01/18 to 31/12/18



Info Post FAQ

What exactly is an 'Info Post'?

Info Post refers to a CPS electronic intelligence gathering form which may be used following interactions between police officers and the public to record a person's information and / or the person's circumstances at a particular time and place. This form may also be used to record information volunteered by members of the public or partner agencies, and other forms of intelligence including officer observations.

What exactly is an 'Officer Contact'?

Officer Contacts (sometimes referred to as Street Checks) are one type of interaction that is documented through an Info Post. They are submitted after a voluntary interaction with a member of the public that provided information of potential intelligence value. They may stem from a public generated call for service (such as a suspicious person complaint), or they may be associated with other elements of an officer's routine duties, such as patrols of high crime locations or Crime Management Strategy priority areas.

Why does CPS use Info Posts and Officer Contacts to collect information about citizens?

Collecting relevant and reliable information is necessary to achieve the statutory and common-law duties of policing. It is used to assist CPS members in the discharge of their duties to preserve the peace, investigate offences, prevent crime, apprehend offenders, execute warrants, and protect life and property.

How is this information collected and stored?

Information is collected by members of the CPS in a number of manners, including during the course of officer's regular duties and through tasked activity pertaining to investigations and public safety. The CPS also receives information from law enforcement partners and members of the public.

What kind of policy applies to the collection of this information?

SOPs have been developed with the CPS Professional Standards Section and Early Intervention Office. CPS members are expected to clearly articulate the circumstances of the interaction to ensure that the information is lawfully collected, is not arbitrary, and adheres to the CPS Fair and Impartial Policing practices.

CPS Policy on Collection of Information specifies that personal information shall not be collected to satisfy a performance measure; to randomly document routine interactions; to document political, religious, or social views unless the information relates to criminal conduct/ activity or there is reasonable suspicion the subject of the information is involved in criminal conduct/ activity.

Is there any oversight, or quality assurance?

All Info Posts are reviewed for purposes of quality assurance and compliance by the Intelligence Evaluation Unit (IEU, established October 2016). The IEU complete the administrative steps required to ensure that all information submitted complies with policy and legislation, is stored appropriately, so that it can be used and shared responsibly for law enforcement purposes. The IEU are also mandated to report any breaches of Fair and Impartial Policing practices.

In the event that a member of the public is concerned that information has been collected in a manner that breaches CPS Policy, they can contact: the member's supervisor; the Calgary Police Commission Complaints Director; or the CPS Professional Standards Section.