


SAFETRIDERS

WRITE A SAFE-T-RIDER RULE YOU'VE LEARNED BELOW:

STAY SAFE ON MOVING SIDEWALKS

1. FACE STRAIGHT AHEAD.
2. STAND TO THE RIGHT.
3. DON'T TOUCH THE SIDES.
4. HOLD ONTO THE RAIL.


CONNECT THE DOTS AND SEE WHAT'S MOVING SAFE-T RIDERS!



YOU RIDE LIKE A PRO!


SAFETY IS THE WAY TO GO.

FOLLOW THESE TIPS AND RIDE WITH NO WORRIES!



SAFE-T-RIDERS RIDE SAFELY

1. WATCH YOUR STEP WHEN GETTING ON AND OFF THE ELEVATOR.
2. IF THE ELEVATOR STOPS AND THE DOORS DON'T OPEN, PUSH THE ALARM BUTTON AND WAIT FOR SAFETY TO ARRIVE.
3. IN CASE OF A FIRE, SKIP THE ELEVATOR AND USE THE STAIRS.



VISIT WWW.SAFETRIDERS.ORG TO WATCH THE SAFETRIDERS VIDEO,
PLAY GAMES AND PRINT YOUR OWN CERTIFICATE
FOR ADDITIONAL SAFETY PROGRAMS VISIT WWW.EESF.ORG

